



Life in Sydney 2022

January 2022



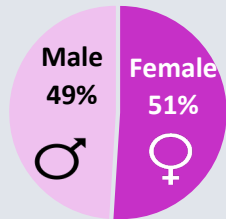
Committee
for
Sydney

GAME CHANGERS



Demographic distribution 2022


Gender



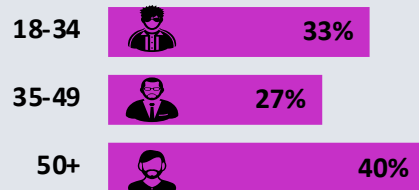
Location



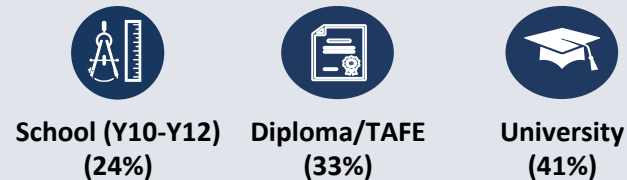
Household income



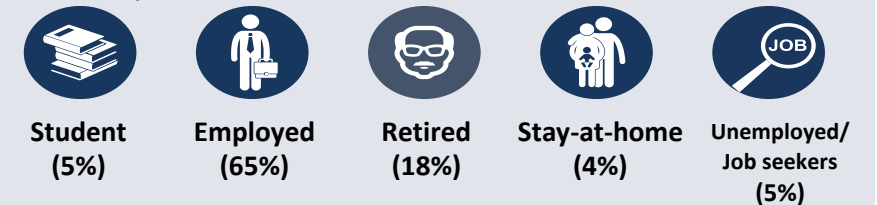
Age



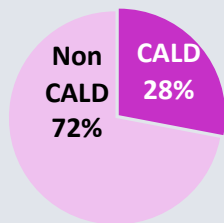
Education



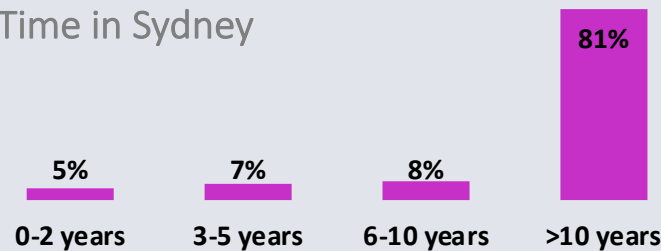
Occupation



CALD



Time in Sydney



SQ1. What best describes your gender?

SQ2. In which of the following age groups do you fall under?

SQ3. And what is the postcode of where you live?

SQ4. How long have you been living in Sydney?

SQ5. Which of the following best describes you?

Q25. Do you or your parents mainly speak a language other than English?

Q28. What is your approximate annual household income before tax?

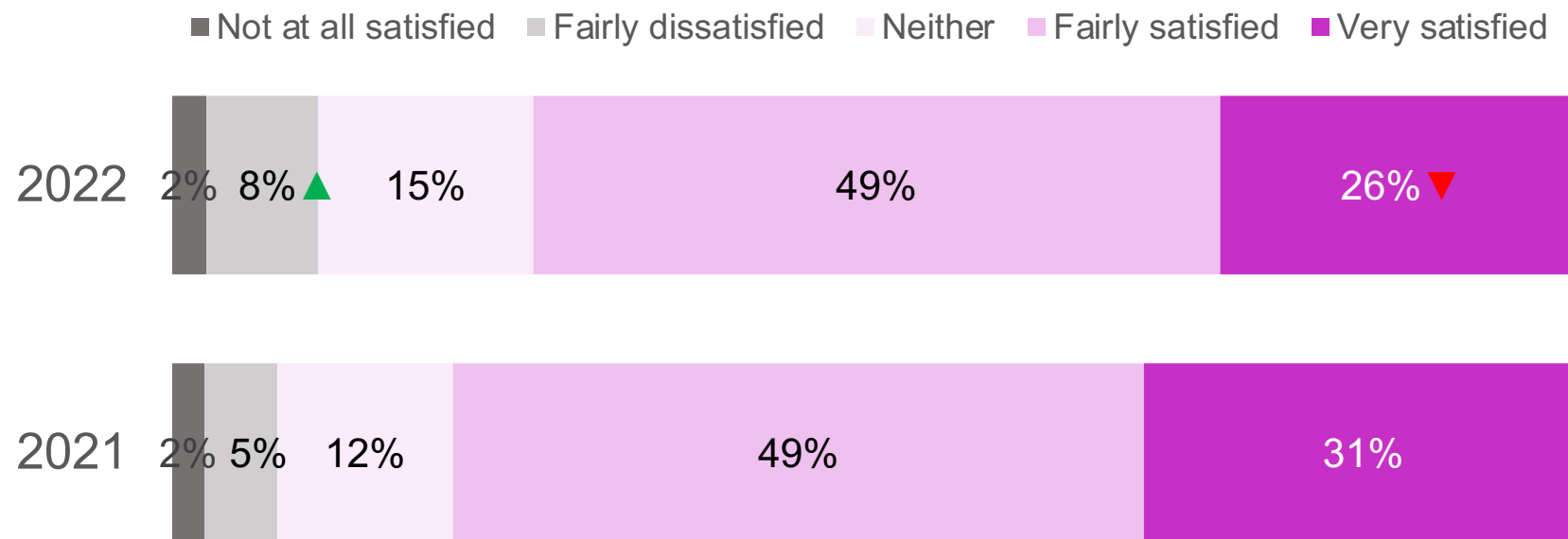
Q29. What is the highest level of education that you have completed?

Base: All respondents (n=1034)

Life in Sydney 2022

Quality of life

How satisfied are you with your quality of life in Sydney?



NET Dissatisfied	NET Satisfied
10% ▲	74% ▼
7%	80%

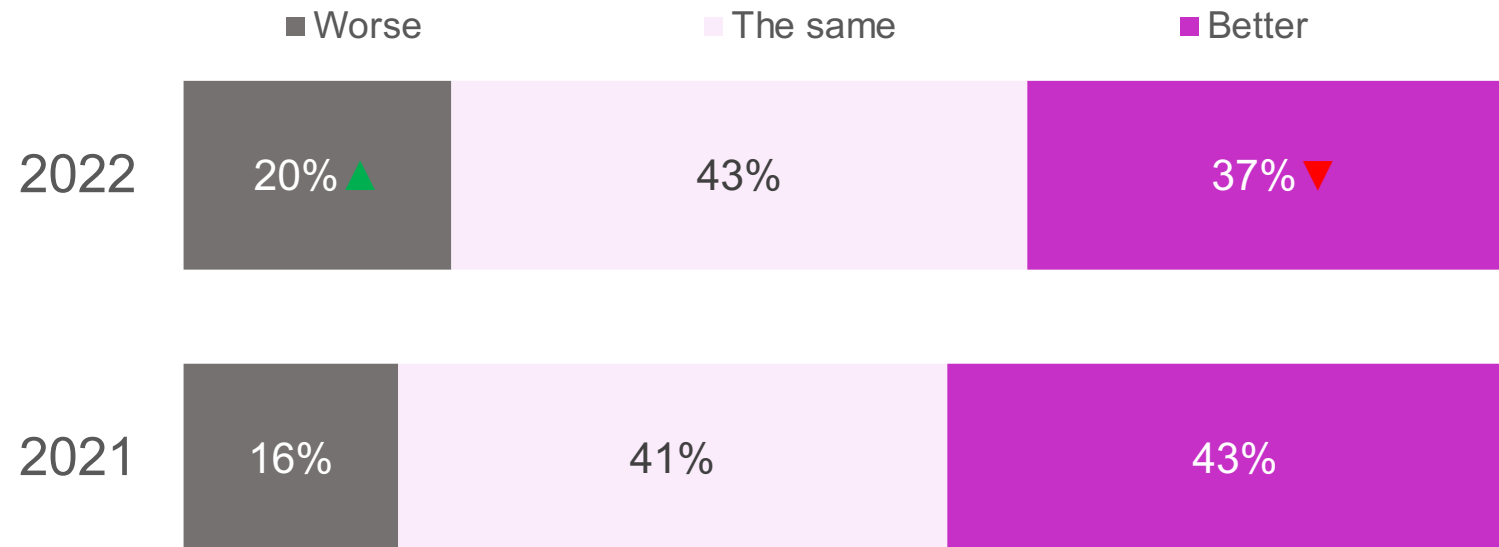
▲ Significantly higher than 2021 ▼ Significantly lower than 2021

Q1. Thinking about your life in Sydney overall, how satisfied are you with your quality of life in Sydney?

Base: Sydney Q1 2021 (n=1,006) Q1 2022 (n=1034)

Note: 'Don't know' responses excluded from the chart for analysis purposes

Do you expect your quality of life in Sydney to be better or worse in 12 months from now?



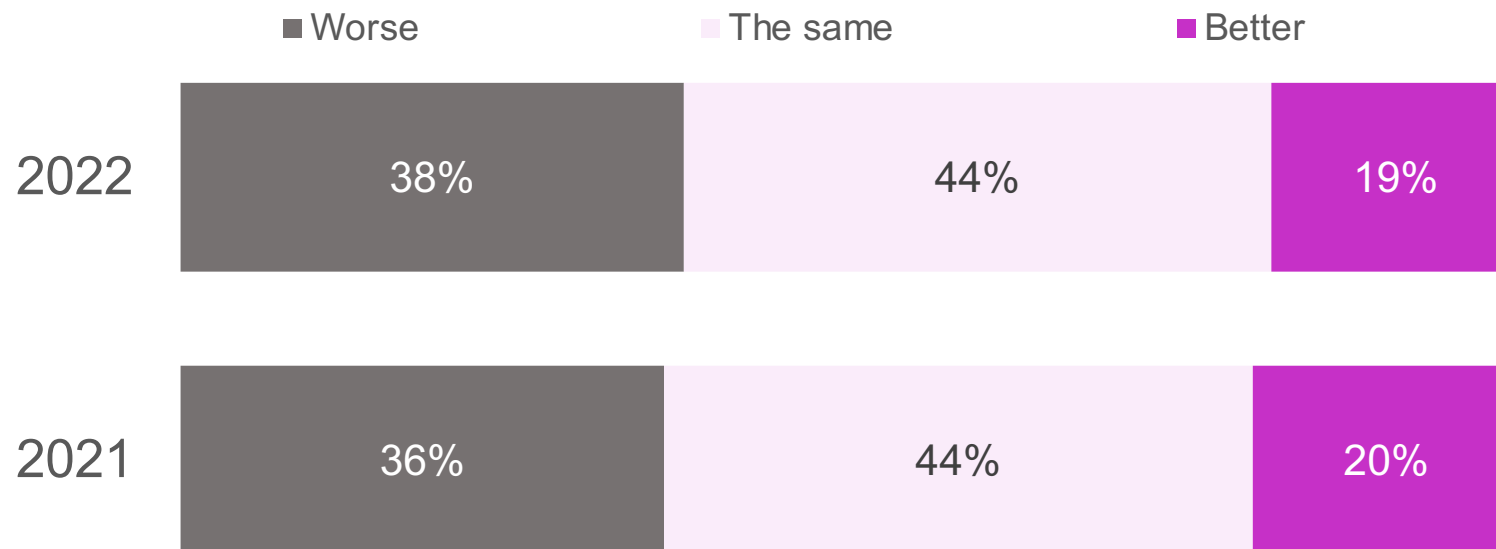
▲ Significantly higher than 2021 ▼ Significantly lower than 2021

Q4. Do you expect your quality of life in Sydney to be better or worse in 12 months from now?

Base: Sydney Q1 2021 (n=1,006), Q1 2022 (n=1034)

Note: 'Don't know' responses excluded from the chart for analysis purposes

How would you rate the quality of life in Sydney compared to 12 months ago?



▲ Significantly higher than 2021 ▼ Significantly lower than 2021

Q3. How would you rate the quality of life in Sydney compared to 12 months ago?

Base: Sydney Q1 2021 (n=984), Q1 2022 (n=1034)

Note: 'Don't know' responses excluded from the chart for analysis purposes

Sydney quality of life on par with global cities



▲ Significantly higher than Sydney ▼ Significantly lower than Sydney

Q1. Thinking about your life in [CITY] overall, how satisfied are you with your quality of life in [CITY]?

Base: Sydney n=1034, NY n=287, London n=295, Toronto n=299

Note: 'Don't know' responses excluded from the chart for analysis purposes

Sydney quality of life on par with global cities



Q1. Thinking about your life in [CITY] overall, how satisfied are you with your quality of life in [CITY]?

Base: Sydney n=1034, NY n=287, London n=295, Toronto n=299

Note: 'Don't know' responses excluded from the chart for analysis purposes

“Good place to live nice harbour plenty to do both in the city and outer suburbs”

“Very exciting place with lots of opportunities and multicultural society”

“It's very expensive but there are lots of amenities and public transport”

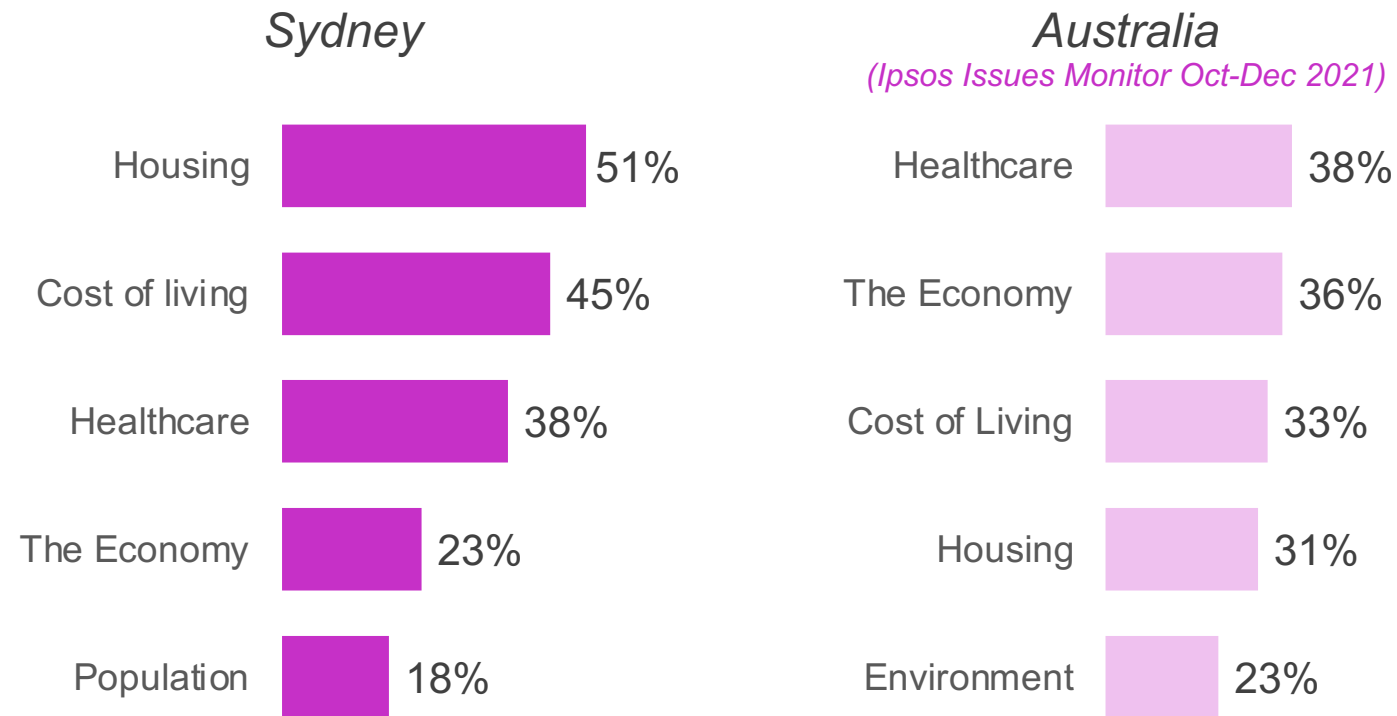
Q2. Why do you say that?
Base: Sydney (n=1034)

How Sydneysiders rate their city



Q5. How much do you agree or disagree with each of the following statements about Sydney? From 0 'strongly disagree' to 10 'strongly agree'.
 Base: Sydney 2022 (n=1034)
 Note: 'Don't know' responses excluded from the chart for analysis purposes

Top issues - housing ranks higher for Sydney residents



Q42. What would you say are the three most important issues facing Sydney/Australia today?

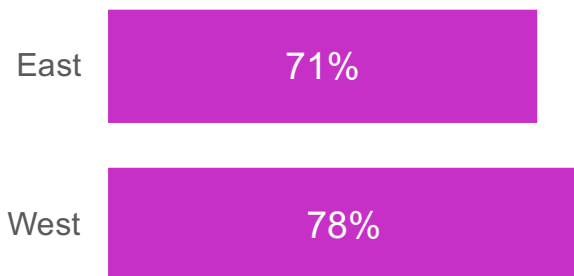
Base: Sydney n=1034, Australia n=799

Note: showing top 5 most common responses



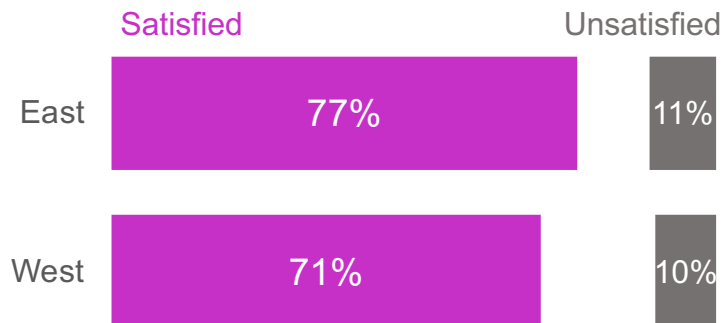
Eastern Sydney vs Western Sydney

Own at least one vehicle



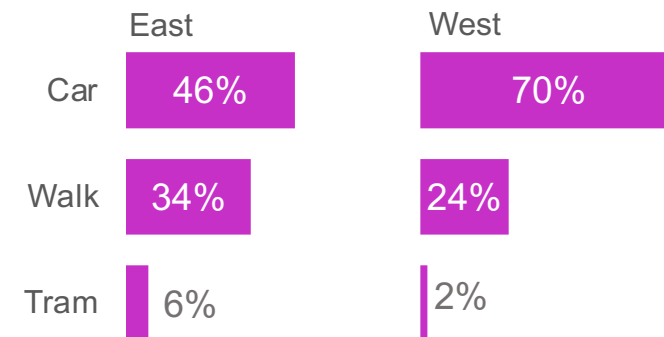
Q49 Thinking about your vehicle usage and or ownership which of the following best describes you?

Overall quality of Life



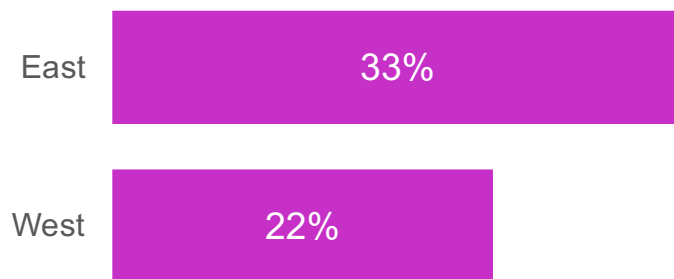
Q1. Thinking about your life in overall, how satisfied are you with your quality of life in Sydney?

Modes of transport used to commute



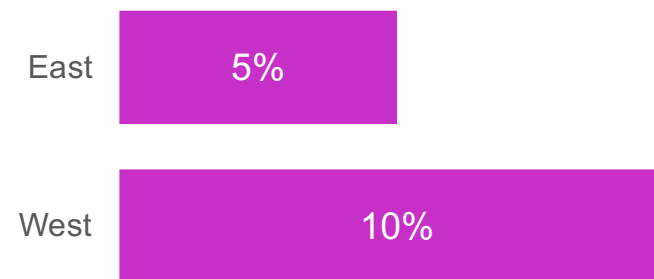
Q15. Which, if any, of the following modes of transport do you currently use to commute to and from your work/place of study?

#1 aspect when considering a new place to live: Close to public transport



Q38. Please rank in order of personal preference the following six aspects when considering moving to a new place

Longer than 12 months before being comfortable travelling within Greater Sydney



Q56. Keeping in mind the context of Covid-19, when, if ever do you think you will feel comfortable doing the following?

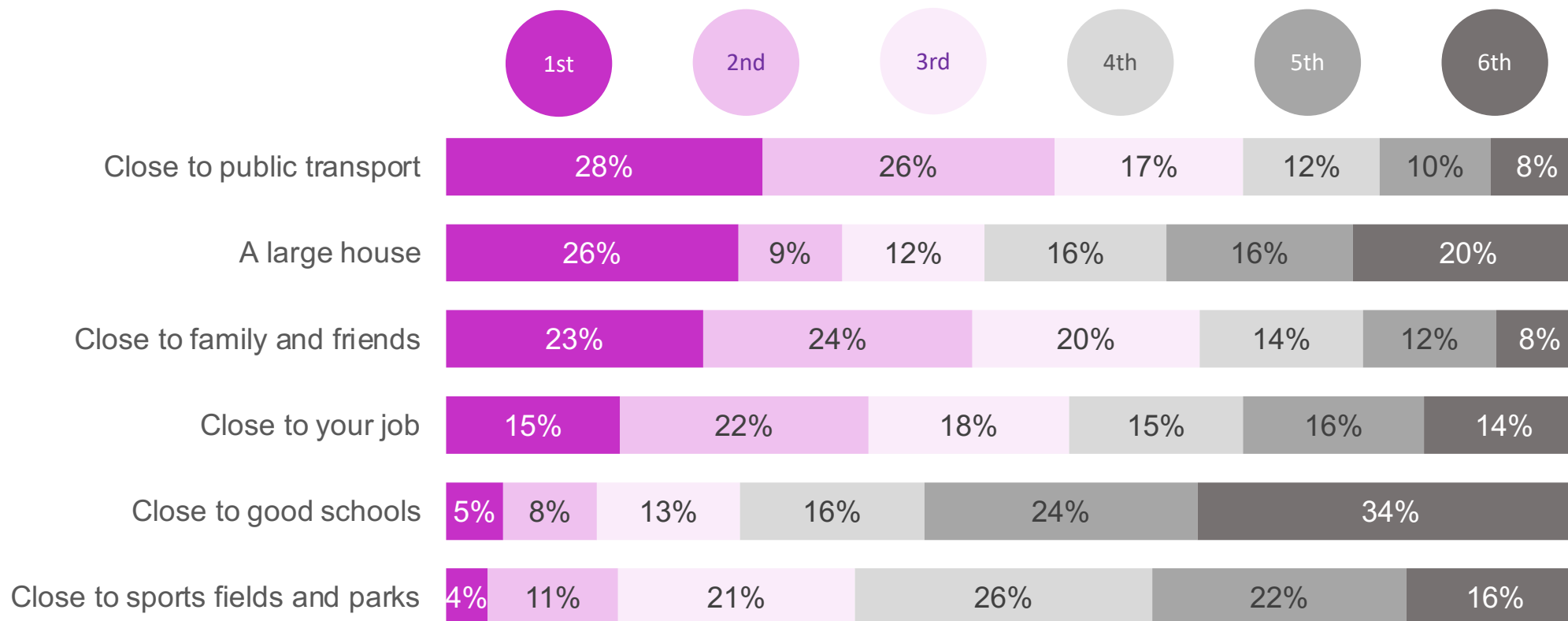
Base: 2022 East n=548, West n=481.
Note: West includes central Sydney

How Sydneysiders rate their city



Q5. How much do you agree or disagree with each of the following statements - Sydney provides...
 Base: 2022 East n=548, West n=481.
 Note: West includes central Sydney

Public transport ranks as the most important aspect when moving

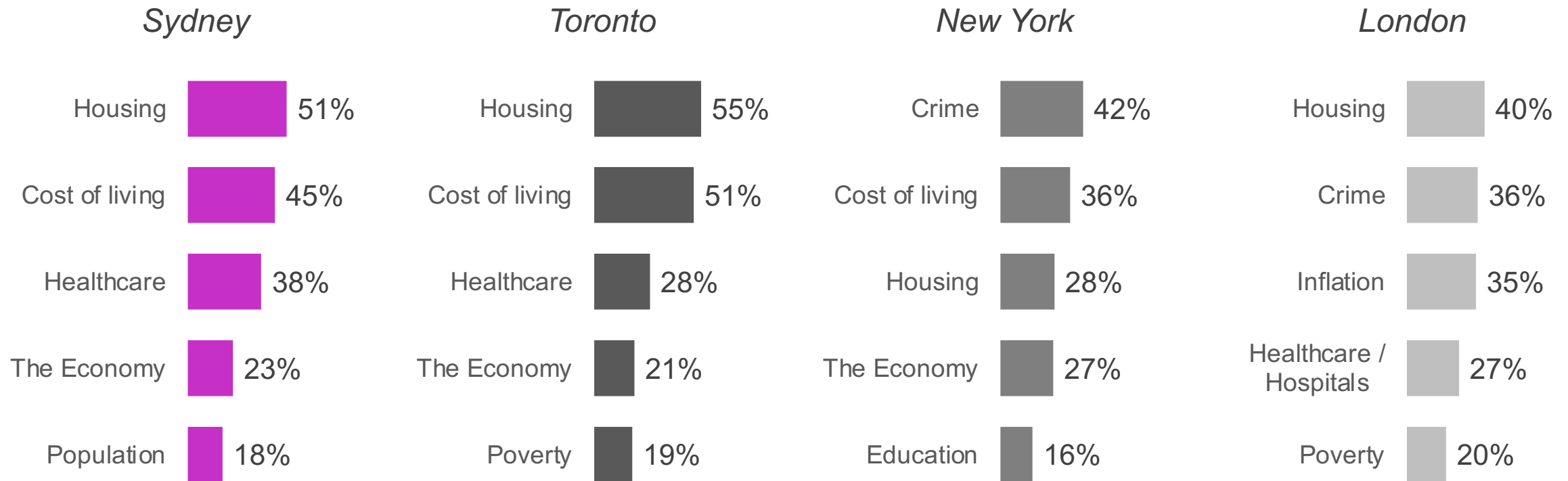


Q38. Please rank in order of personal preference the following six aspects when considering moving to a new place?

Base: Sydney 2022 n=1034

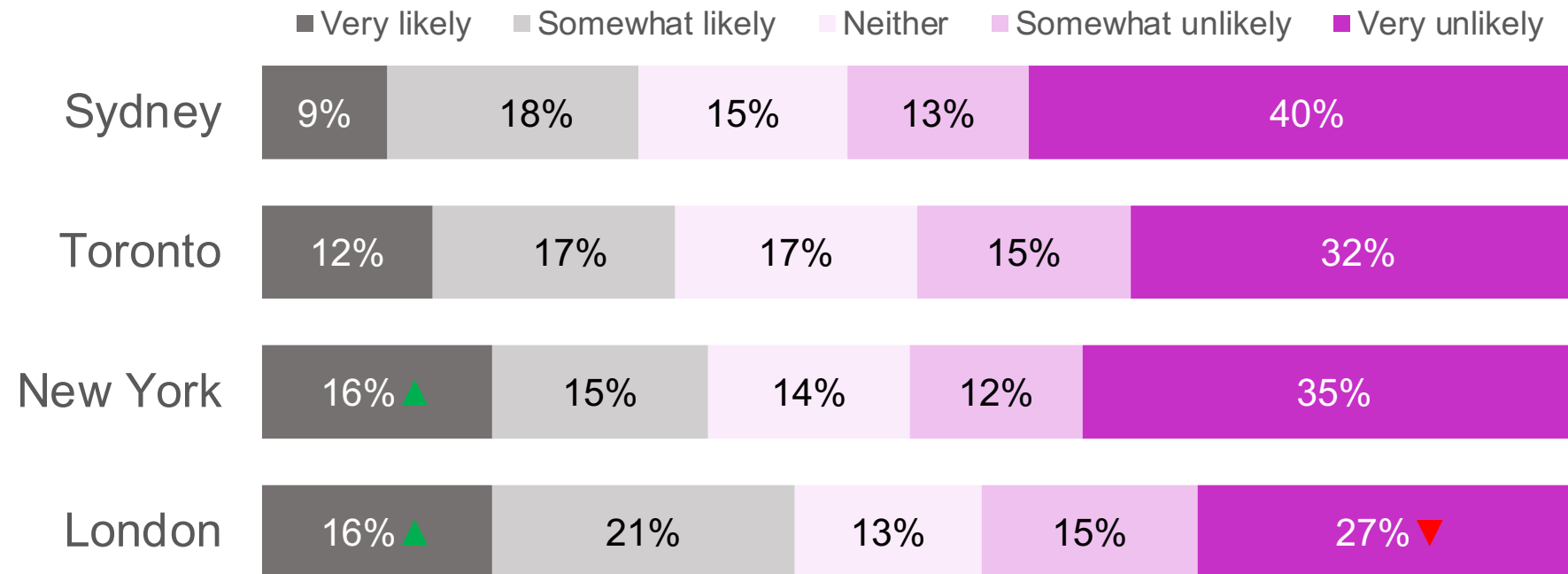
Note: 'Statements showed in descending order based on 'Ranked 1st'

Top issues facing residents across world cities



Q42. What would you say are the three most important issues facing Sydney today?
 Base: Sydney n=1034, New York n=287, London n=295, Toronto n=299
 Note: showing top 5 most common responses

Likelihood of leaving your city



▲ Significantly higher than Sydney ▼ Significantly lower than Sydney

Q6. How likely or unlikely are you to move away from Sydney/New York/London/Toronto in the next few years?

Base: Sydney 2022 n=1034, Q3 2020 n=1,005, NY 2022 n=287, 2021 n=295, London 2022 n=295, 2021 n=280, Toronto 2022 n=299

Note: 'Don't know' responses excluded from the chart for analysis purposes, Toronto new to 2022 wave

Crime and cost of living contributing to likelihood of leaving New York and London

“Because of the cost of living and job situation” (NYC)

“For more affordable housing and a safer environment” (NYC)

“To move to a safer place less crime and less expensive to live” (London)

“Quality of life is decreasing, and cost is increasing” (London)

“I want more space and a quieter life with more nature surrounding me” (London)



Q7. Please describe why you are likely to move away from Sydney in the next few years?

Base: Somewhat or very likely to move away in the next few years. NY 2022 n=100, London 2022 n=104

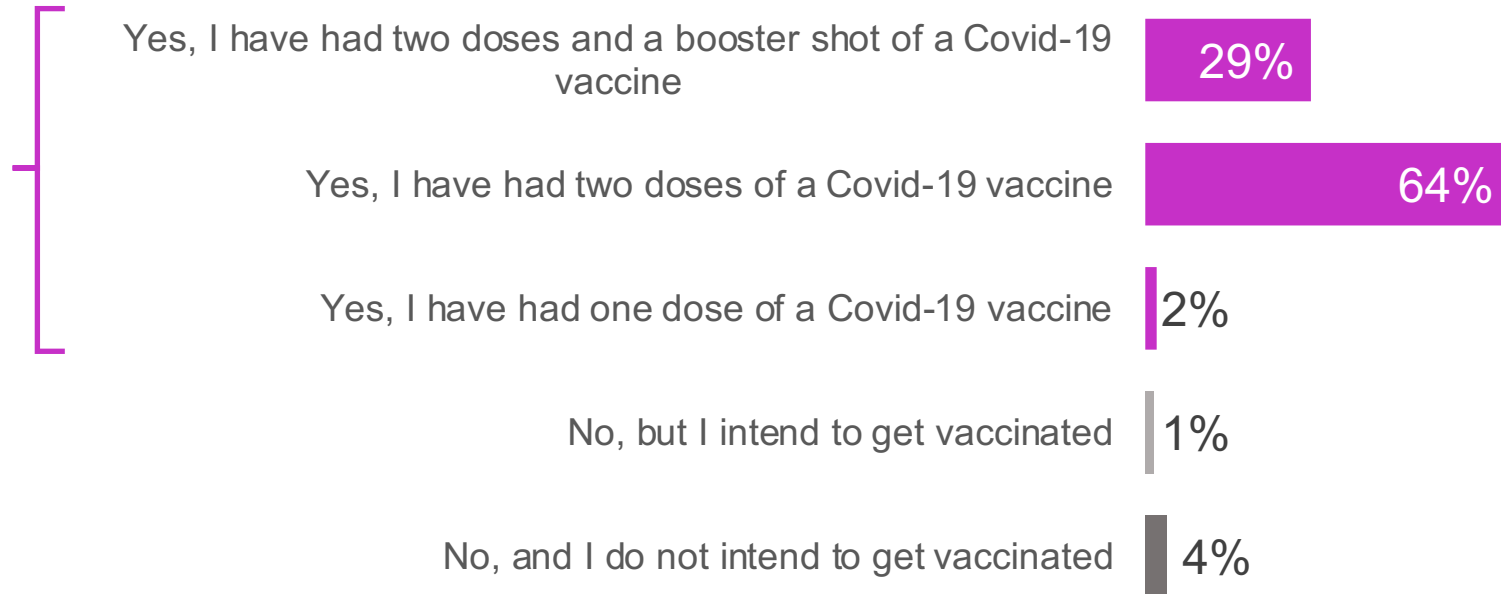
Note: 'Don't know' responses excluded from the chart for analysis purposes, Toronto new to 2022 wave

Life in Sydney 2022

Covid normal

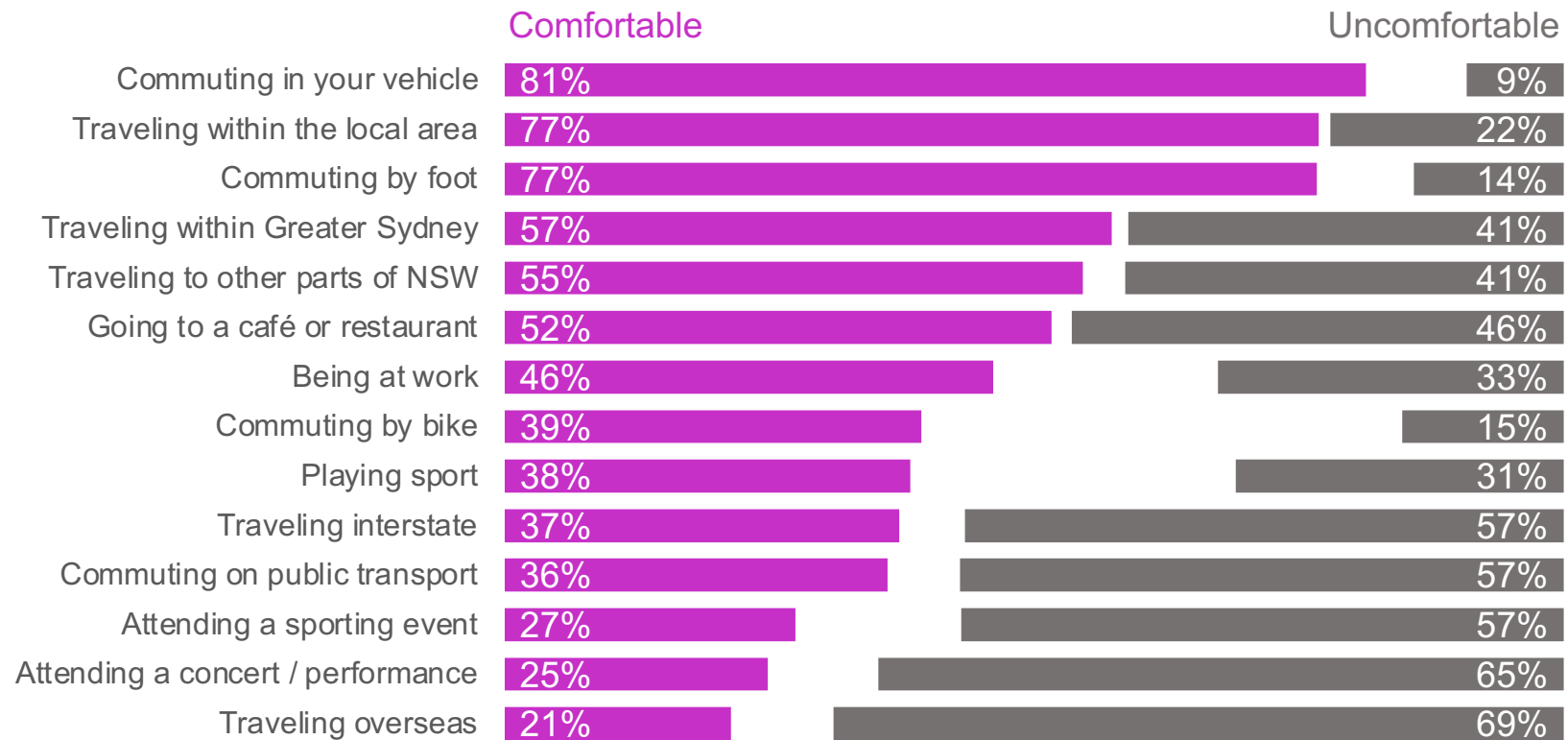
Have you had the Covid-19 vaccine?

Nett
vaccinated
95%



Q57. Have you had the Covid-19 vaccine?
Base: 2022Sydney (n=1034)
Note:

How comfortable do you feel doing these activities compared to before the pandemic?

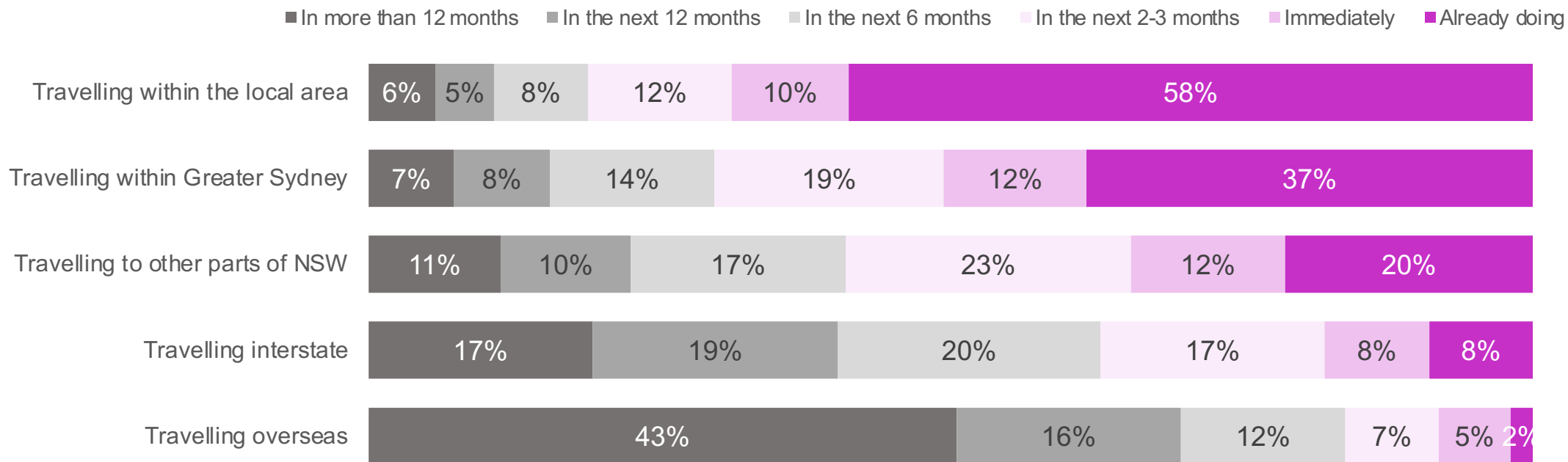


Q55. How comfortable, if at all, do you feel doing each of the following now in the same way as you did before the Coronavirus pandemic began?

Base: Sydney 2022 n=1034

Note: Comfortable is 'very and fairly' comfortable, uncomfortable is 'not very or not at all' comfortable.

When do you think you will feel comfortable travelling again?

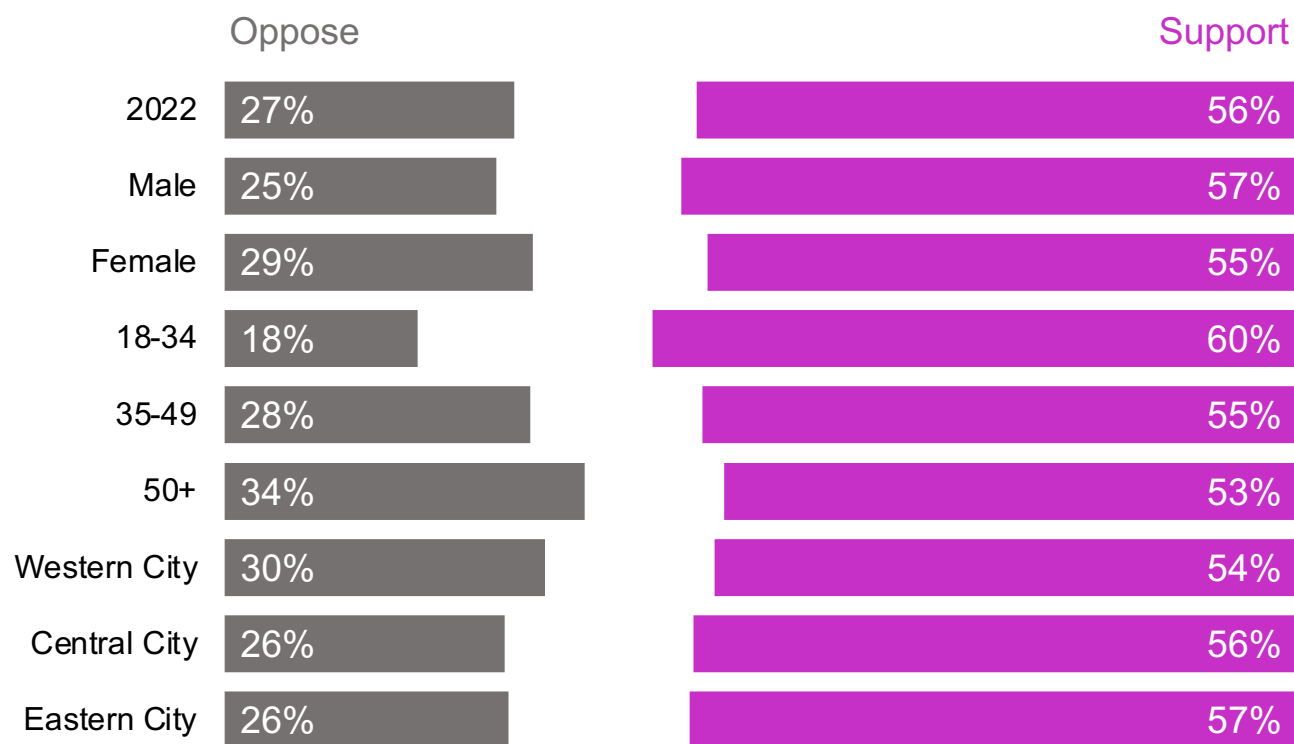


Q56. Keeping in mind the context of Covid-19, when, if ever do you think you will feel comfortable doing the following?

Base: Sydney 2022 n=1034

Note: 'Never did / does not apply' excluded for analysis purposes

To what extent do you support or oppose the NSW government moving away from using lockdowns?



Q58. To what extent do you support or oppose the NSW government moving away from using lockdowns?

Base: 2022 (n=1034), male n=465, female n=569, 18-34 n=289, 35-49 n=284, 50+ n=461, Western City n=226, Central City n=255, Eastern City n=548

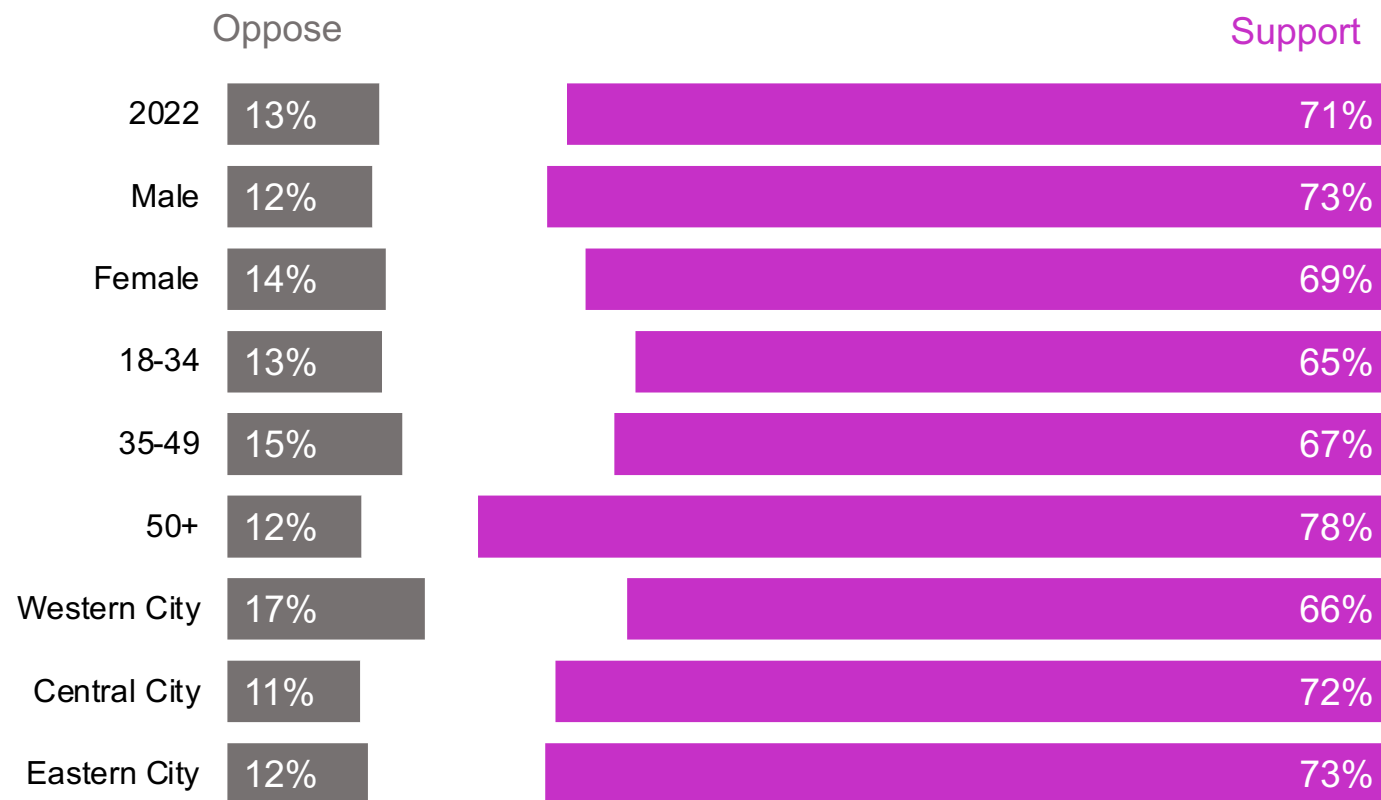
Note: don't know and neutral excluded for analysis purposes

To what extent do you support or oppose the NSW government putting in place restrictions for unvaccinated people?

Unvaccinated people carry a much higher viral load and pose a greater risk to themselves and the community.

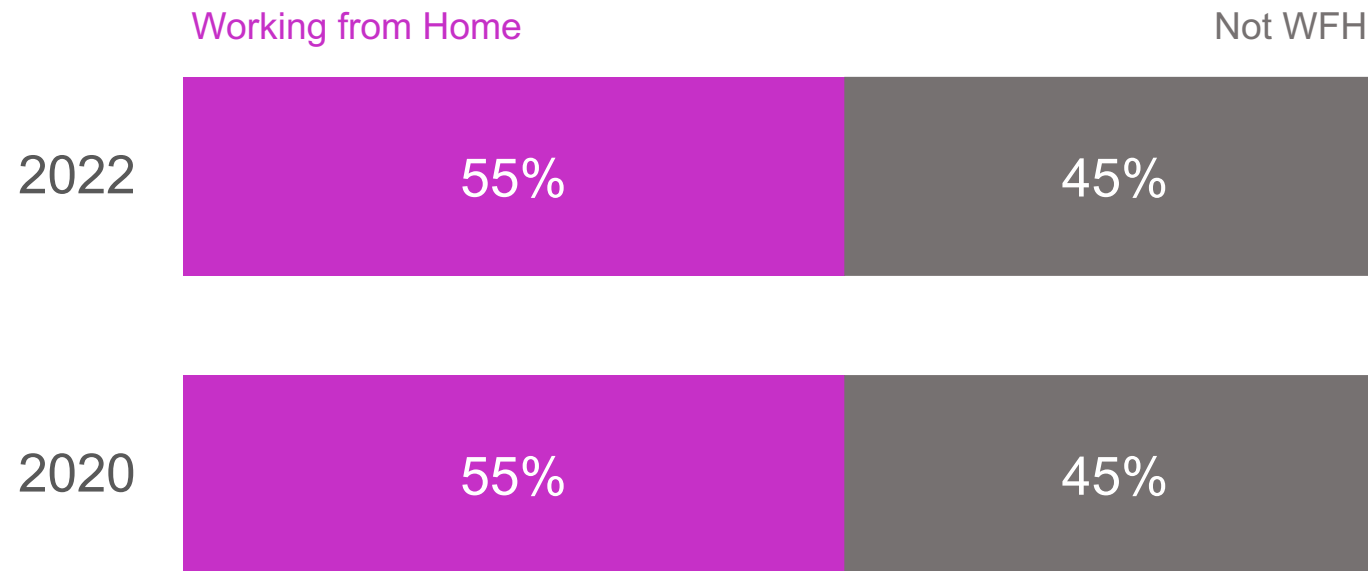
One way to mitigate for this risk would be to put in place restrictions around activities that unvaccinated people can take part in, particularly around higher risk indoor social activities such as using/visiting a gym or going to the cinema, doing this could avoid further outbreaks and lockdowns.

Considering this, to what extent do you support or oppose putting in place restrictions for unvaccinated people.



Q59. To what extent do you support or oppose the NSW government putting in place restrictions for unvaccinated people?
 Base: 2022 (n=1034), male n=465, female n=569, 18-34 n=289, 35-49 n=284, 50+ n=461, Western City n=226, Central City n=255, Eastern City n=548
 Note: don't know and neutral excluded for analysis purposes

As a result of the recent health restrictions have you been working from home?



▲ Significantly higher than 2020 ▼ Significantly lower than 2020

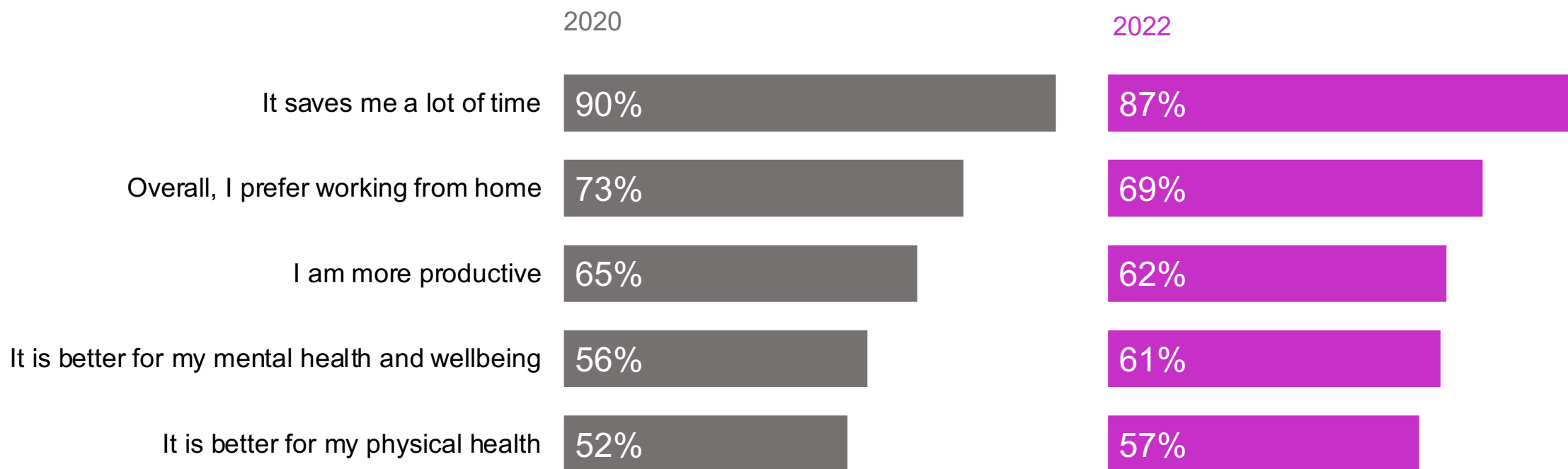
Q22. As a result of the recent health restrictions have you been working from home?

Base: 2022 employed (n=656), 2020 employed (n=556)

Note: 'Don't know' responses excluded from the chart for analysis purposes



Experiences of working from home

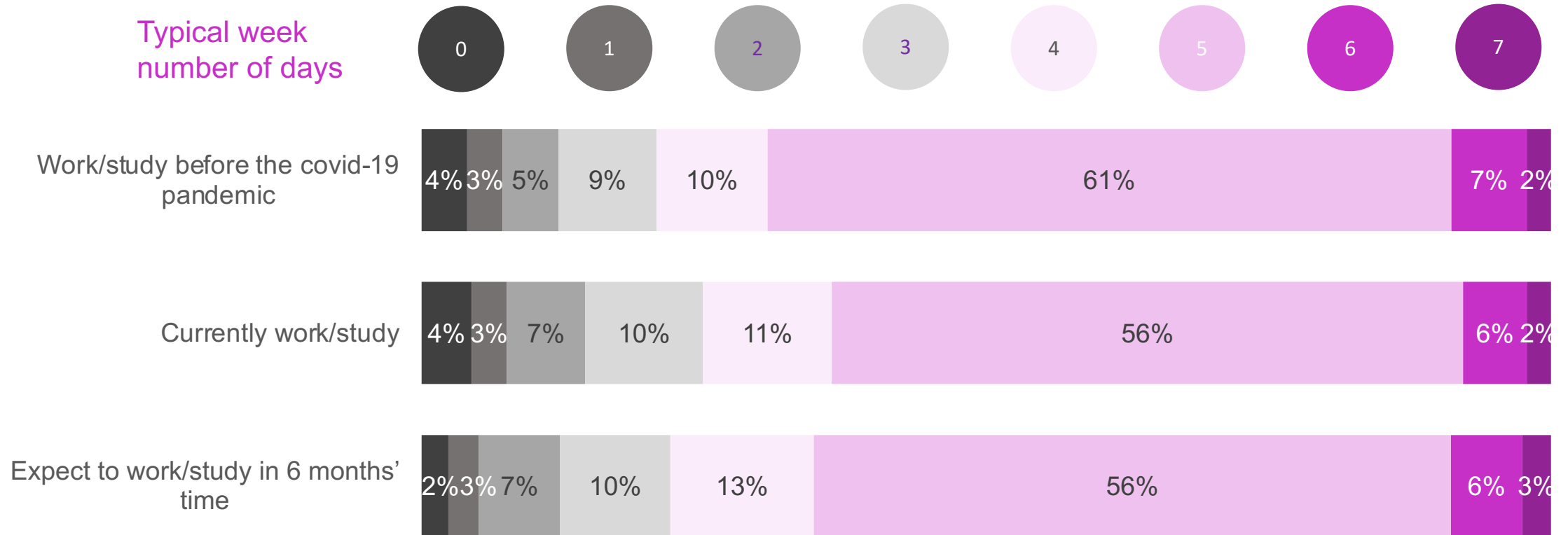


Q23. How much do you agree or disagree with each of the following statements about your experience of working from home?

Base: 2022 employed & working from home (n=361), 2020 employed & working from home (n=300)

Note: 'Don't know' responses excluded from the chart for analysis purposes

In a typical week, how many days do you work or study?



Q45. In a typical week, how many days (Work/Study)?
 Base: Sydney 2022 n=699
 Note: 'Statements showed in descending order based on 'Ranked 1st'

In a typical week, how many days do you commute?

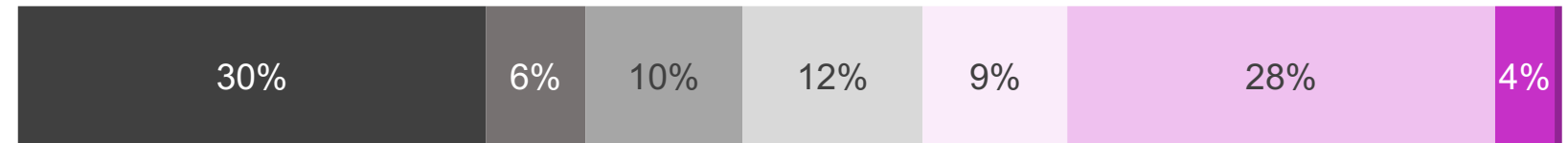
Typical week
number of days



Did you commute to and from work/study before the covid-19 pandemic (e.g. in 2019)



Do you currently commute to and from work/study now



Do you expect to commute to and from work/study in 6 months' time

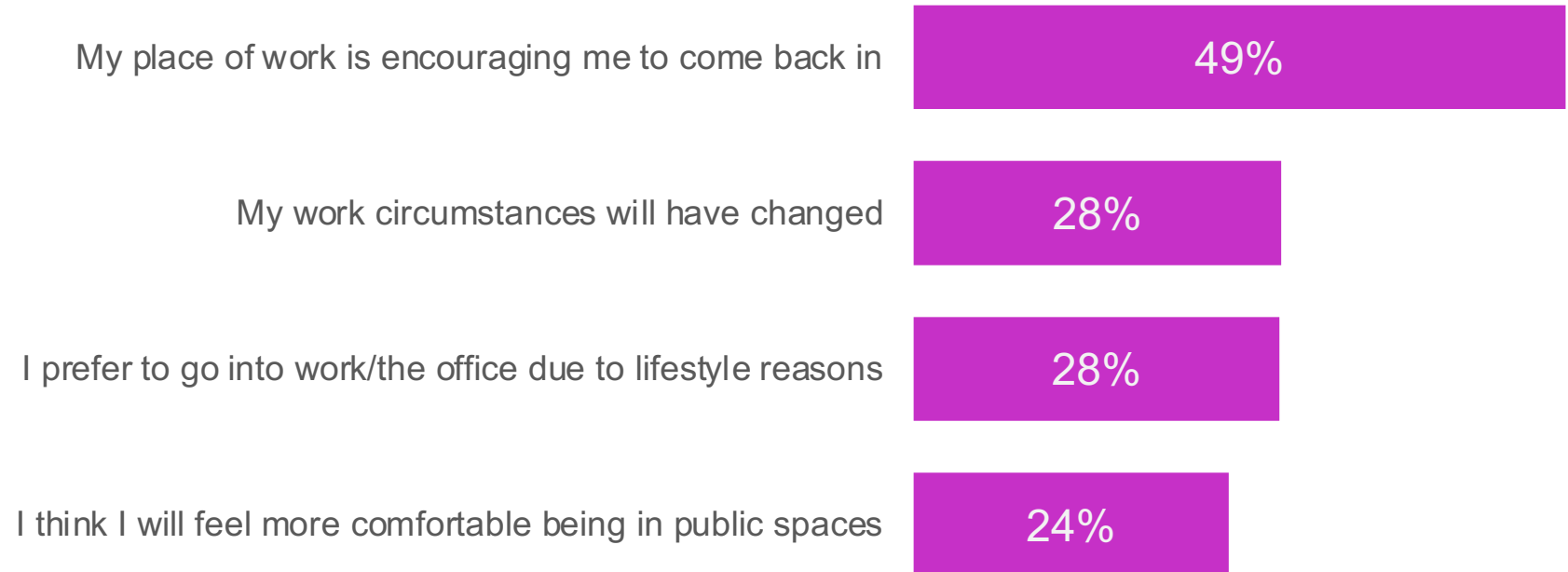


Q46. In a typical week, how many days (Commute)?

Base: Sydney 2022 n=699

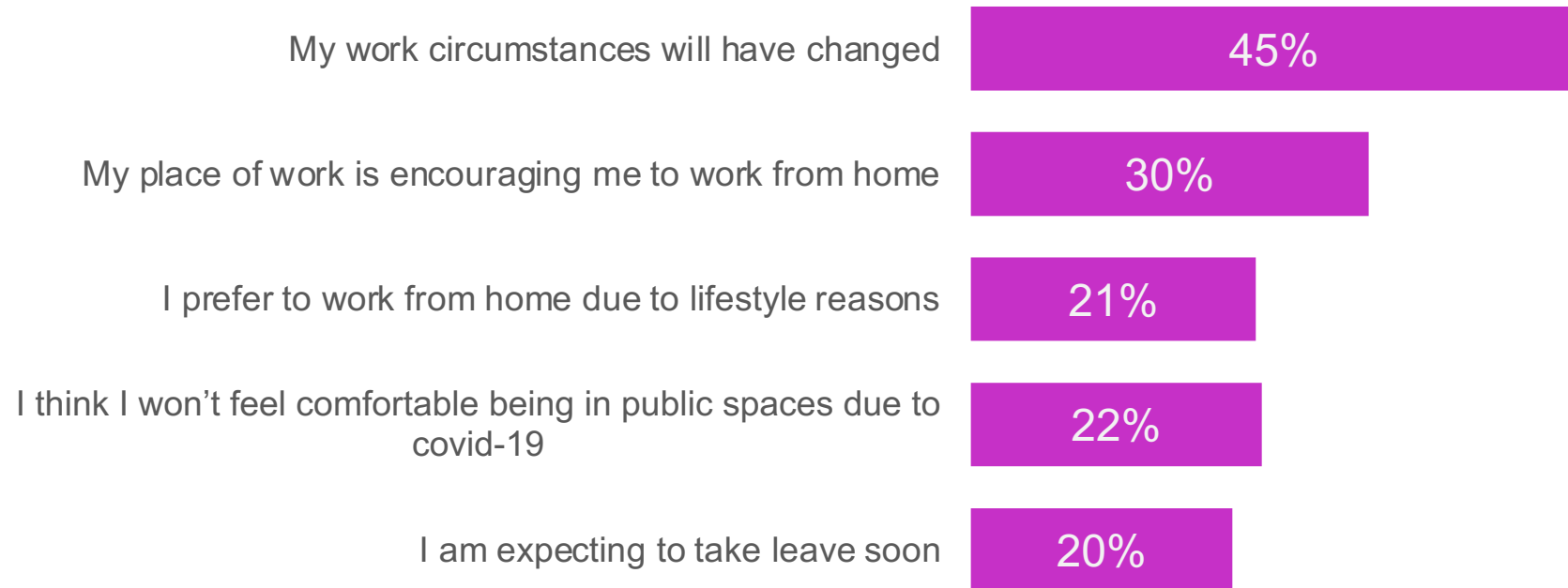
Note: 'Statements showed in descending order based on 'Ranked 1st'

Why do you expect that the amount that you commute to work will increase in 6 months' time?



Q47. Why do you expect that the amount that you commute to work will increase in 6 months' time
Base: 2022 Sydney expect commute to increase in 6m time (n=194)
Note: other and don't know excluded for analysis purposes

Why do you expect that the amount that you commute to work will decrease in 6 months' time?

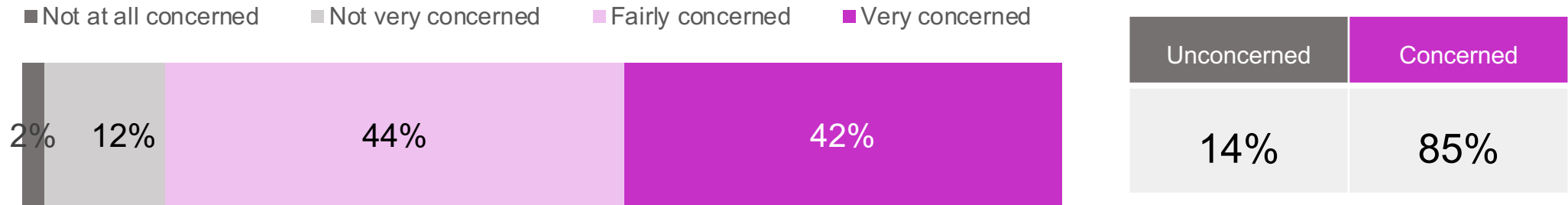


Q48. Why do you expect that the amount that you commute to work will decrease in 6 months' time
Base: 2022 Sydney expect commute to increase in 6m time (n=52)
Note: other and don't know excluded for analysis purposes

Life in Sydney 2022

Cost of Living

How concerned are you about the cost of living in Sydney?



“The rising cost of living is becoming concerning and taking a toll on my health”

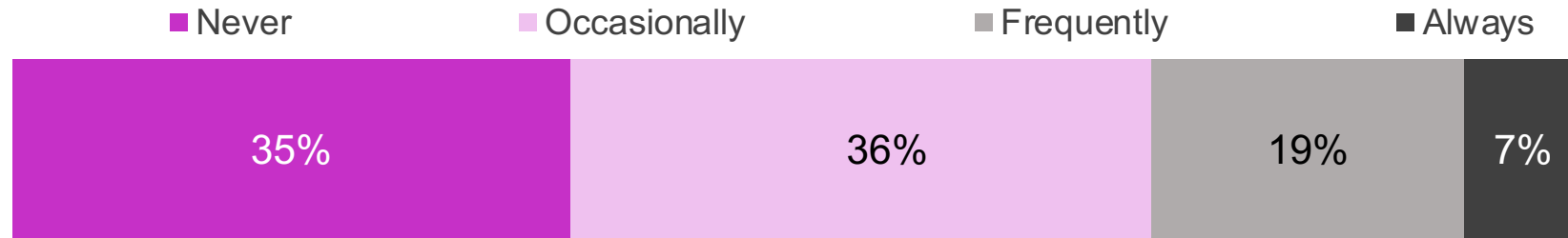
Q43. How concerned are you about the cost of living in Sydney?

Q2. and why do you say that

Base: Sydney 2022 (n=1034)

Note: 'Don't know' responses excluded from the chart for analysis purposes

How often do you choose to go without certain essential goods and services because of the high cost of living in Sydney?



Q44. How often do you choose to go without certain essential goods and services because of the high cost of living in Sydney?

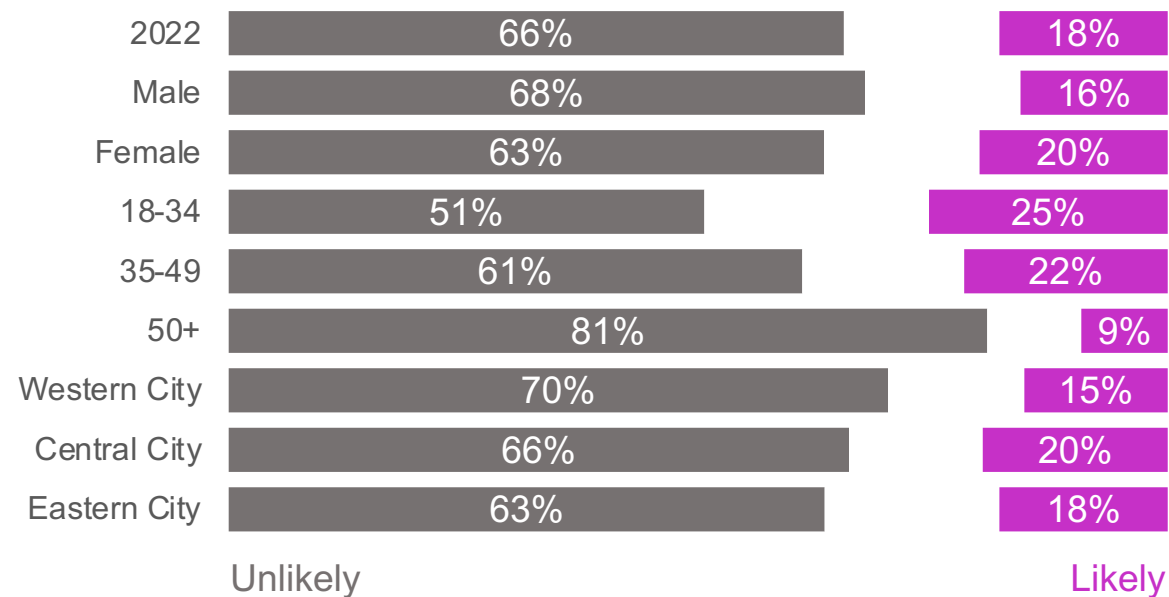
Base: Sydney 2022 (n=1034)

Note: 'Don't know' responses excluded from the chart for analysis purposes

Life in Sydney 2022

Housing

How likely are you to buy a home in the next 12 months?

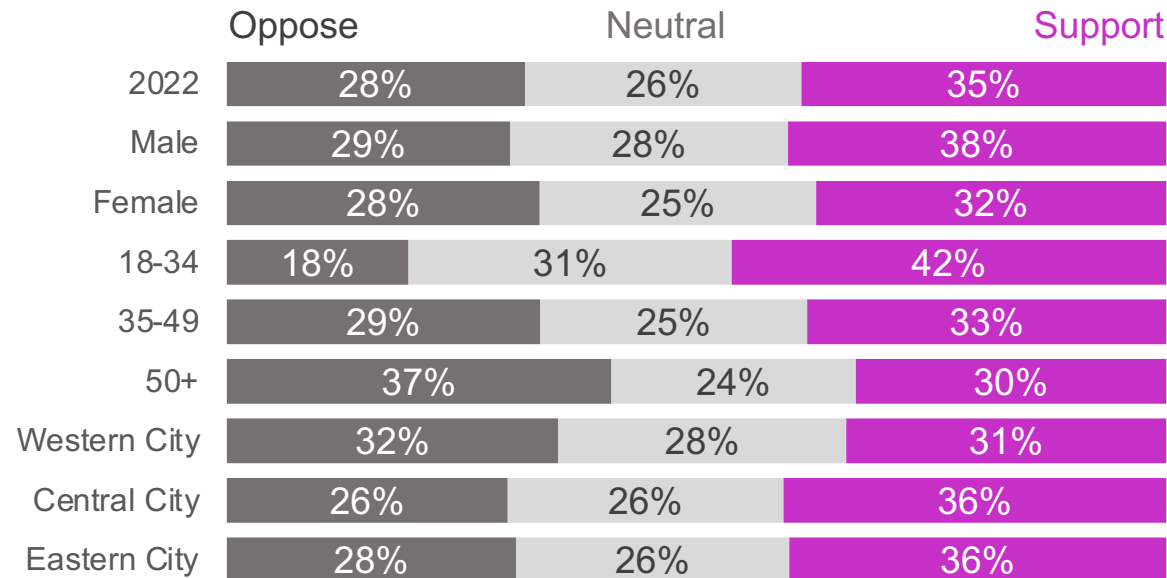


Q62. How likely are you to buy a home in the next 12 months?

Base: 2022 (n=1034), male n=465, female n=569, 18-34 n=289, 35-49 n=284, 50+ n=461, Western City n=226, Central City n=255, Eastern City n=548

Note: don't know and neutral excluded for analysis purposes

How much do you support or oppose the abolition of stamp duty and its replacement with an annual property tax?



Q61. How much do you support or oppose the abolition of stamp duty and its replacement with an annual property tax?

Base: 2022 (n=1034), male n=465, female n=569, 18-34 n=289, 35-49 n=284, 50+ n=461, Western City n=226, Central City n=255, Eastern City n=548

Note: don't know and neutral excluded for analysis purposes

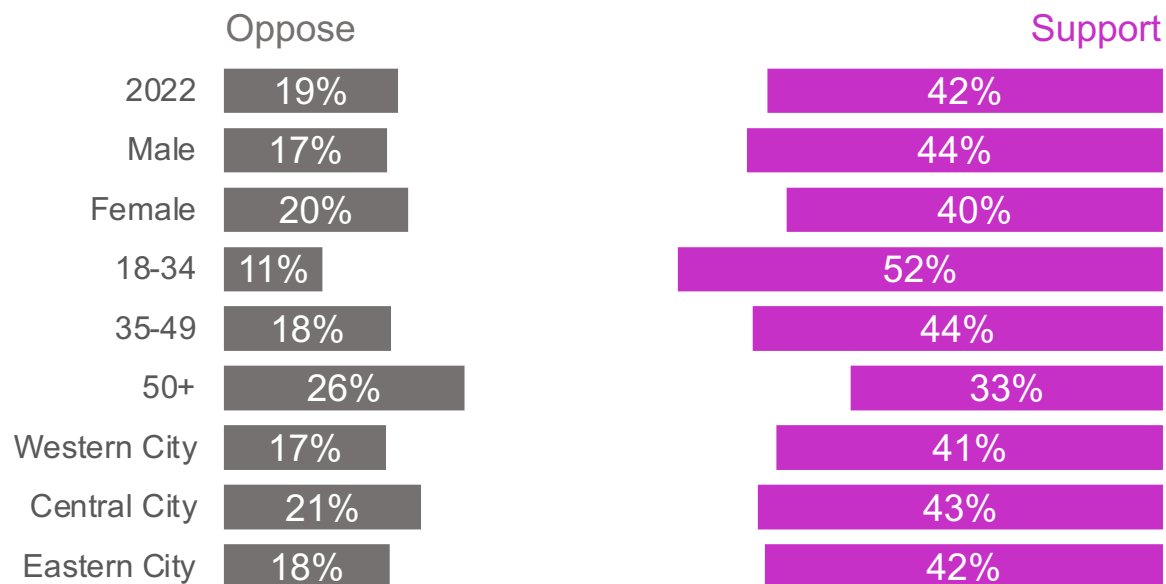
Support for choice around stamp duty or annual property tax

The NSW Government has proposed changes to stamp duty for homebuyers.

Under the proposed changes, homebuyers would be able to choose between paying stamp duty at the time of purchase or paying smaller annual property tax every year.

The goal is to eventually get rid of stamp duty and replace it with an annual property tax.

How much do you support or oppose changing the system to allow home buyers to choose between paying stamp duty and property tax?

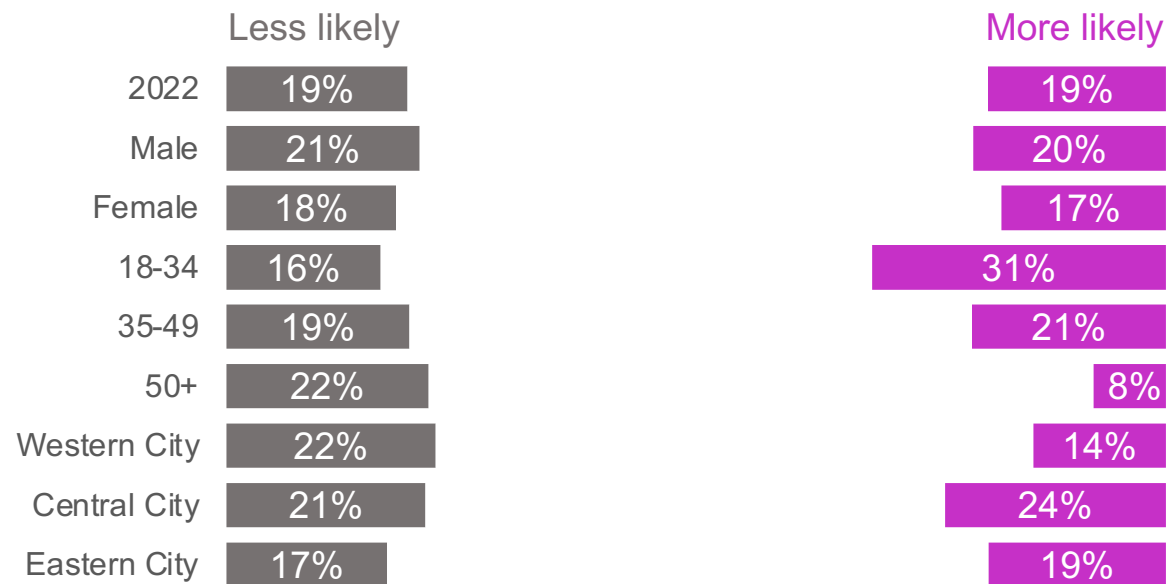


Q36. How much do you support or oppose changing the system to allow home buyers to choose between paying stamp duty and property tax?

Base: 2022 (n=1034), male n=465, female n=569, 18-34 n=289, 35-49 n=284, 50+ n=461, Western City n=226, Central City n=255, Eastern City n=548

Note: don't know and neutral excluded for analysis purposes

What, if any, impact would a move from a stamp duty to an annual land tax have on your intention to buy a home?



Q63. What, if any, impact would a move from a stamp duty to an annual land tax have on your intention to buy a home?

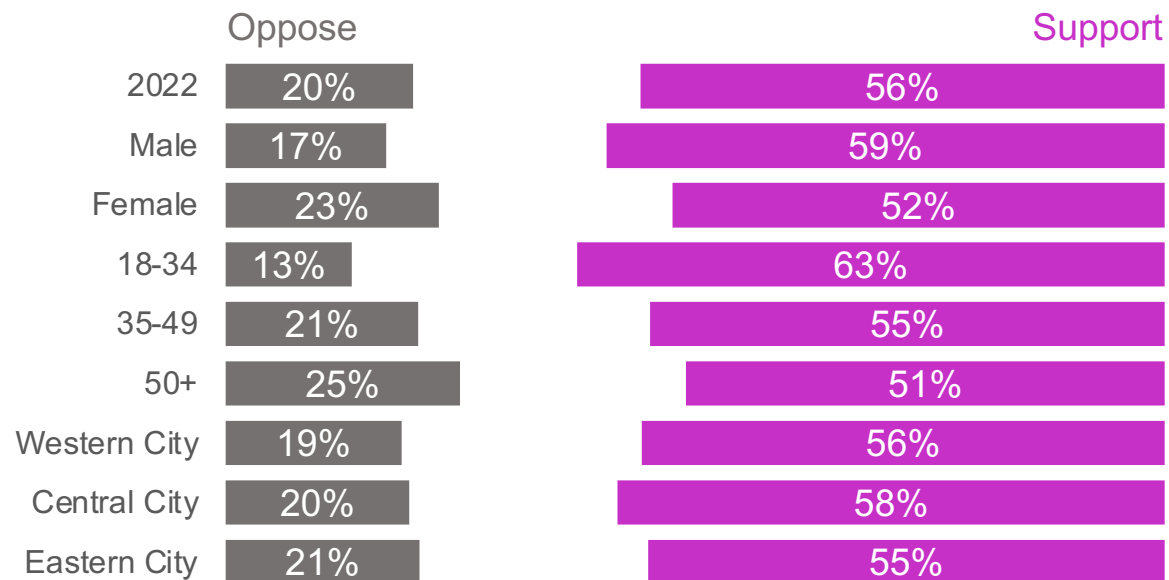
Base: 2022 (n=1034), male n=465, female n=569, 18-34 n=289, 35-49 n=284, 50+ n=461, Western City n=226, Central City n=255, Eastern City n=548

Note: don't know and neutral excluded for analysis purposes

How much do you support or oppose the building of more homes and apartments to drive down the cost of housing?

Most economists and the Government agree that Sydney has a major under supply of homes and apartments, which is making buying a house more expensive.

How much do you support or oppose the building of more homes and apartments to drive down the cost of housing?



Q64. How much do you support or oppose the building of more homes and apartments to drive down the cost of housing?

Base: 2022 (n=1034), male n=465, female n=569, 18-34 n=289, 35-49 n=284, 50+ n=461, Western City n=226, Central City n=255, Eastern City n=548

Note: don't know and neutral excluded for analysis purposes

How much do you support or oppose more density nearby and above train stations, if it means government can preserve green and open spaces in the suburb?

One solution to the housing supply shortage problem is to build more homes and apartments above or within walking distance to train stations. This would build the homes we need while preserving the green and open spaces within our suburbs.

How much do you support or oppose more density nearby and above train stations, if it means government can preserve green and open spaces in the suburb?

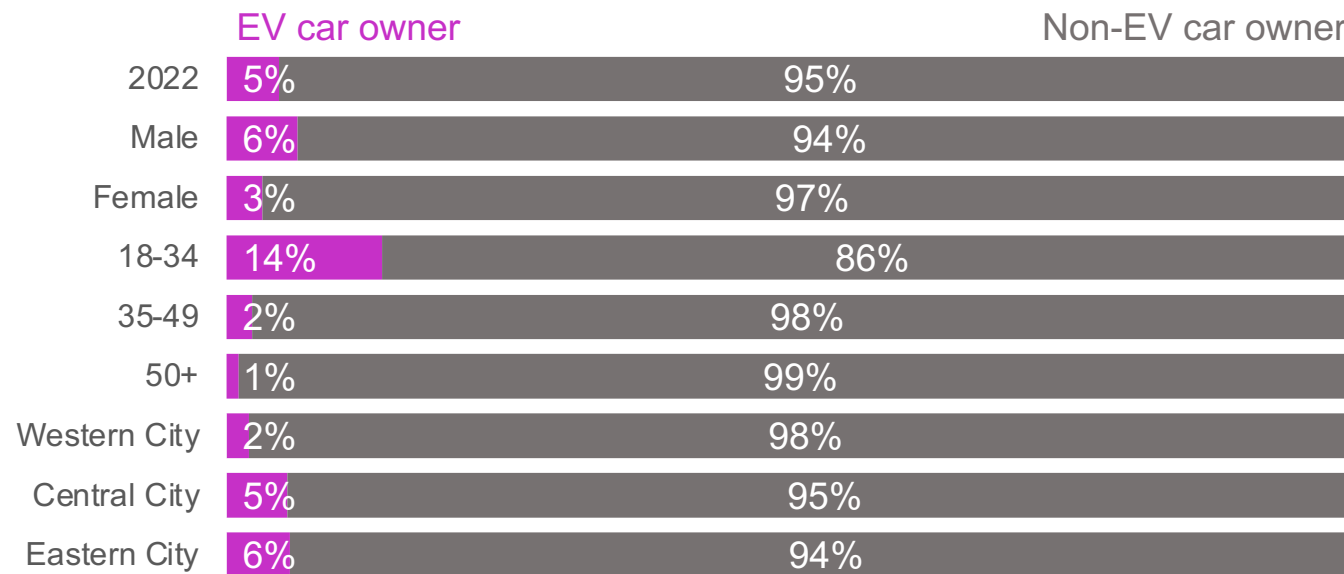


'Q65. How much do you support or oppose more density nearby and above train stations, if it means government can preserve green and open spaces in the suburb?
Base: 2022 (n=1034), male n=465, female n=569, 18-34 n=289, 35-49 n=284, 50+ n=461, Western City n=226, Central City n=255, Eastern City n=548
Note: don't know and neutral excluded for analysis purposes

Life in Sydney 2022

Electric Vehicles

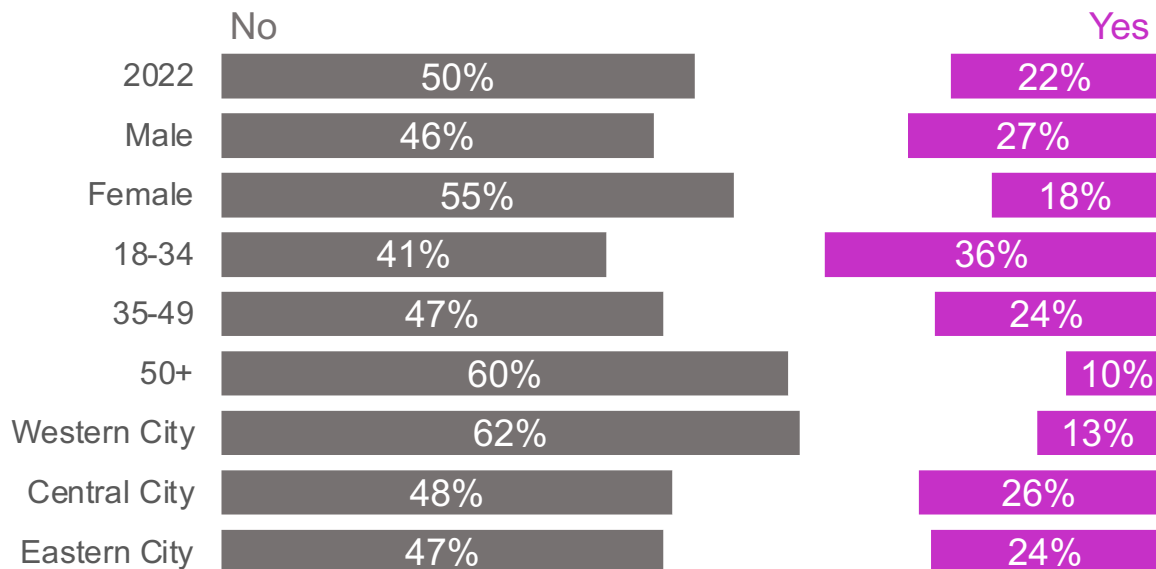
Do you own an electric vehicle?



Q50. Do you own an electric vehicle?

Base: Drivers (n=780), male n=351, female n=429, 18-34 n=167, 35-49 n=229, 50+ n=384, Western City n=191, Central City n=193, Eastern City n=393

Do you intend to buy an electric vehicle within the next 5 years?

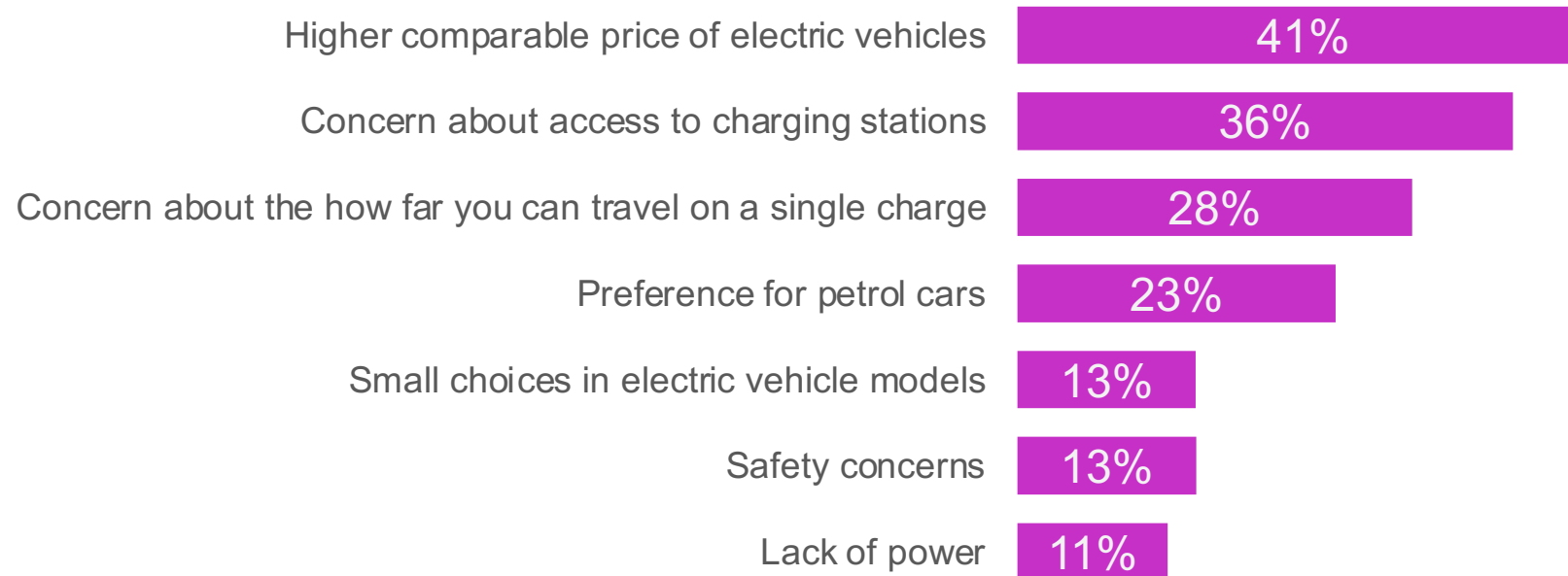


Q51. Do you intend to buy an electric vehicle within the next 5 years?

Base: 2022 (n=1034), male n=465, female n=569, 18-34 n=289, 35-49 n=284, 50+ n=461, Western City n=226, Central City n=255, Eastern City n=548

Note: don't know and neutral excluded for analysis purposes


What is your reason for being unlikely to choose an electric vehicle as your next vehicle purchase?




Q53. What is your reason for choosing this response?
Among those unlikely to buy EV
Base: 2022 Sydney (n=539)
Note: other and don't know excluded for analysis purposes

Keep in touch

Committee for Sydney
sydney.org.au

 @Committee4Syd

 committee@sydney.org.au

 +61 2 8320 6750

Report contacts

Ehssan Veiszadeh, Deputy CEO Committee for Sydney, ehssan@sydney.org.au

Stuart Clark, Director, Ipsos Public Affairs - Stuart.Clark@ipsos.com

Jack Jeffery, Senior Research Executive, Ipsos Public Affairs - Jack.Jeffery@ipsos.com